

# TouchDrive™ Aislesaver

## Motorised Mobile Shelving



# TouchDrive™ Aislesaver

## An evolution in motorised mobile shelving

With its large LCD touch screen display, TouchDrive™ Aislesaver is easy to understand and simple to use, irrespective of carriage length or weight.

It can be reconfigured to network seamlessly with other online software such as alarm security, environmental control systems and remote diagnostics. Different aisles can be restricted to specific personnel or departments with pin code access; and with its advanced total detection system, it reduces the risk of damage or injury.

For a storage solution that offers maximum efficiency and safety with minimum interference and running costs, TouchDrive™ Aislesaver is the ultimate choice in high density mobile storage.

### A Safe & Secure system

It's important to have a motorised mobile shelving unit that is safe and secure in any work environment or public space. There are two systems that work in unison to make the TouchDrive™ Aislesaver one of the safest units on the market: passive and active safety systems work together to keep users safe from harm or injury, and items free from damage.



## Easy To Install

The advanced design of TouchDrive™ motorised mobile shelving system allows for “plug and play” installation time and cost are dramatically reduced.

## Easy To Use

TouchDrive™ has a 7” LCD panel that has been designed to make the system easy to use with no special user training required.

## Always Upgradeable

Unlike other systems that can't be improved once they are installed, the TouchDrive™ system is designed to accept new functionality as it is developed. So owners of the system will see their investment increase as time goes on.





# TouchDrive™ Operator Safety Systems

TouchDrive™ also has a set of automated systems and associated technology to register when users are entering an aisle. These set of fail safe processes all work together to detect obstructions and anything that may impede the opening or closing of your TouchDrive™ unit.

---

## Motor Current Monitoring System (MCMS)

The Motor Current Monitoring System (MCMS) is a software feature that monitors the resistance to travel and reverses travel if an obstruction is registered. This is fully adjustable to ensure settings meet safe and reliable operational requirements.

## Photo Safety Sensor

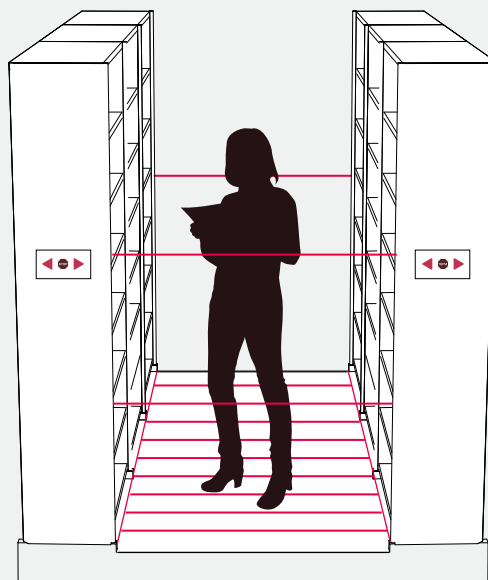
This is an optional safety function. It stops movement of the carriages when a light beam in the aisle is interrupted and picks up if there is an object or person in the aisle.

## Emergency Stop

Located in the touch panel the emergency stop button will cease movement, in case somebody is still present in another aisle. It is a final, failsafe provision that stops all carriages. Users reset the emergency stop function by touching the STOP icon and are able to start the unit again.

## Aisle Entry Safety Sensor

This is a safety function that stops movement of the carriages when a light beam across the front of the mobile is interrupted. The sensor identifies any object or person in the aisle.



# TouchDrive™ Passive Safety System

Part of the Operator Safety System, TouchDrive's™ Passive Safety System is ideal for public access environments. It offers simple, fail-safe functionality to ensure the unit, stored goods and users are kept safe and protected.

When the passive safety feature is on, the left arrow of the right TouchDrive™ Aislesaver unit and the right arrow of the left mobile unit will flash to indicate the aisle is open. If a user would like to close the aisle they will be required to switch off the passive safety feature on each side of the open aisle. This is done by pressing the STOP button on both touch pads either side of the aisle. A new aisle can then be selected to open.

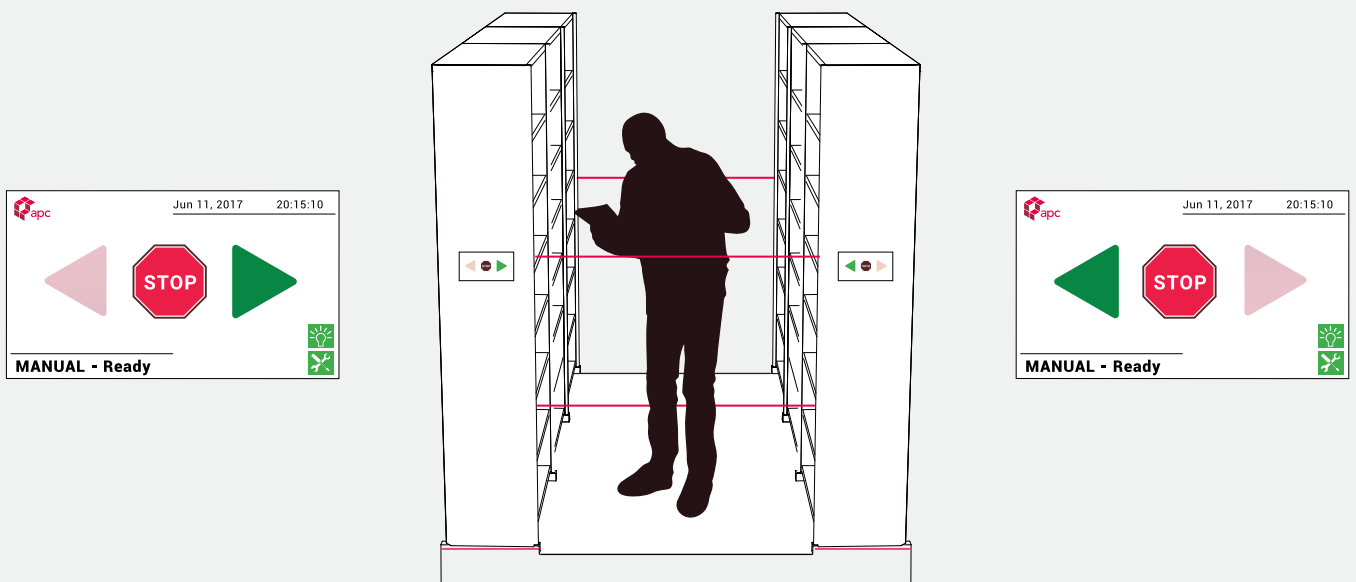
---

## Distance Sensor

The distance sensors are installed into the main beam on both the left and right hand side of the TouchDrive™ Aislesaver unit. The distance sensor is used to determine the distance to the next mobile unit, static base or wall. This is too ensure the TouchDrive™ Aislesaver units close softly. Every mobile unit has two distance sensors, one on the left of the unit and one on the right of the unit.

## Floor Sensor


The floor sensor is used for the first and last unit of the TouchDrive™ Aislesaver system. It is used to provide an end stop to a unit that is not moving towards a stationery end unit.



## Ease Of Use - Touchpad

TouchDrive™ Aislesaver mobile shelving systems can be moved with the simple touch of the finger, irrespective of carriage length or weight. With its simple, failsafe touchpad design it removes the failure prone manual buttons and replaces them with a touch sensitive LCD screen.

The easy to understand touch sensitive LCD has received high praise for its simplicity by users of installed systems around the world. If a system problem occurs, TouchDrive™ provides easily visible diagnostic indicators as part of the LCD panel. This allows for quicker corrective action and reduces the number and cost of maintenance visits. TouchDrive™ can even be reconfigured to accommodate remote diagnostics from an administrative PC, Smart Phone or tablet.



Each TouchDrive™ unit has one touchpad attached to the front panel at a height of 1400mm. Touch pads communicate wirelessly (via WiFi) with the base unit. They have simple graphics to indicate the moving, safety and security functions of the unit.

# Security Access Options

TouchDrive™ mobile shelving systems come equipped with a couple of security options to keep documents and stock safe. Levels of security can be allocated to staff and patrons if required. All security features are easy to use and implement.


---

## RFID-Card Access Control

Programmable access security can be provided with an RFID card. Up to 100 cards can be allocated per system. Aisles can be locked for specific users or departments.

## Pin Code Access

Programmable PIN-code control with LCD display may restrict the access to specific aisles or the entire system .



Jun 11, 201720:15:10

Enter Pin

1

2

3

4

5

6

7


8

9

<

0

AISLE Secured



# TouchDrive™ Premium Features

All of the innovative systems that make up the TouchDrive™ unit work together, collectively, to support each other and provide a smart, efficient system that will give you decades of good use. Together they work seamlessly to make work more streamlined and provide your staff, patrons or customers with a simple, intuitive system that makes it easier to store and access materials.

## LCD One Touch Touchpads

Simple to understand and easy to use our touchpads communicate wirelessly to the base unit, via secure WiFi. Graphics are visible day or night and easily accessed at wheelchair height.

## Emergency Battery Backup

In case of power failure, there is an emergency battery backup system. This can provide power to the entire system for the duration of the battery's life or until the power is turned back on.

## Sensitive Photo Sensor

If interrupted by an object or person, the photo sensor will change the direction of the unit and re-open the aisle to clear the obstruction.

## Secure WiFi Base Controller


Runs on secure WiFi connection to work seamlessly with every touchpad on the system. Reduces messy wires. Low interference and has option to be run remotely.

## LED Efficient Aisle Lighting

Optional LED strip lighting can be added to provide a bright 700 lux light beam. This makes it easy to read from all heights and uses one fifth the power of halogen lights.

## Fail-Safe Emergency Stop

Ceases movement, in case somebody is still present in another aisle. A final, failsafe provision is present that stops all carriages immediately.

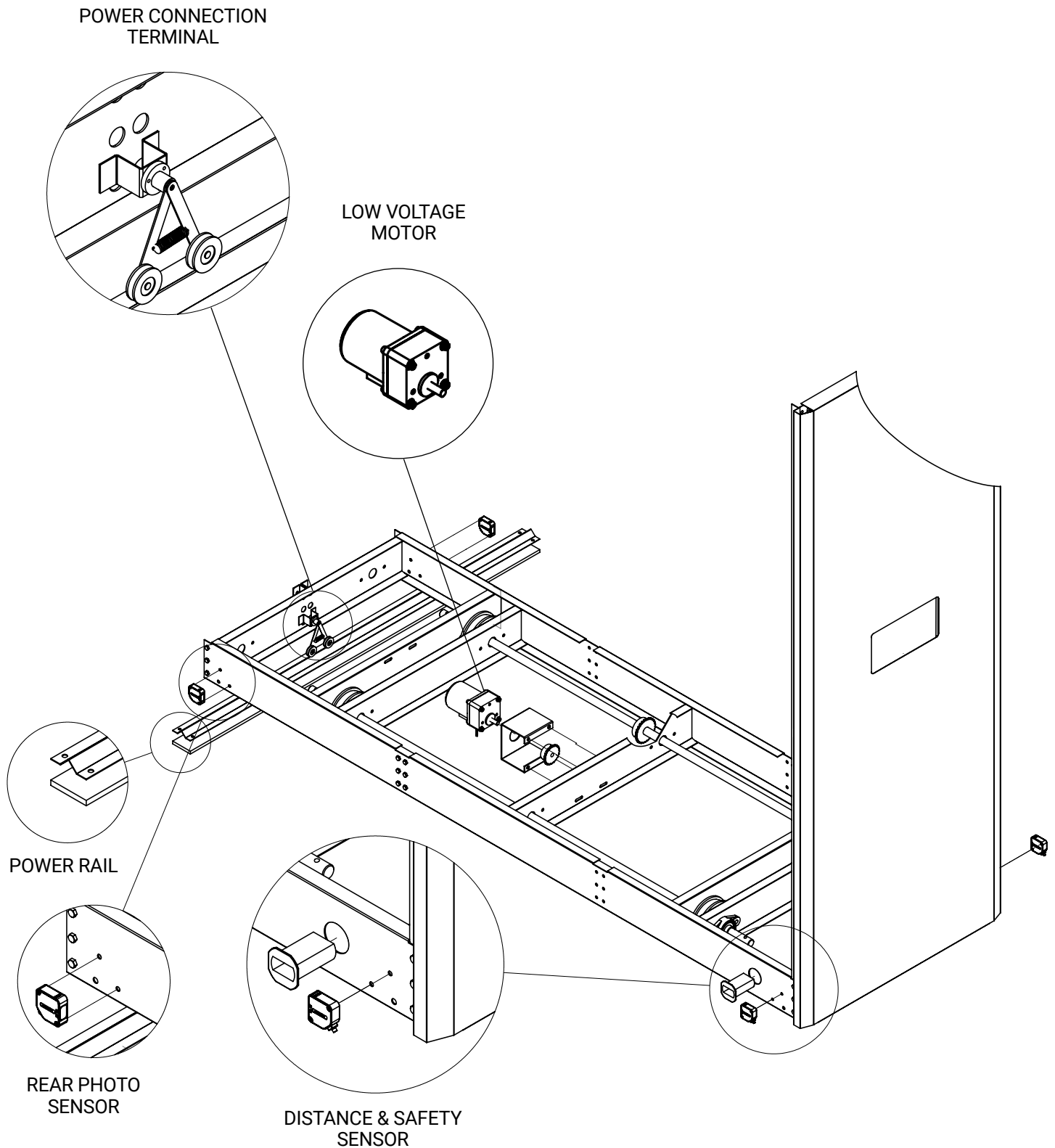




# TouchDrive™ Electrical Carriage

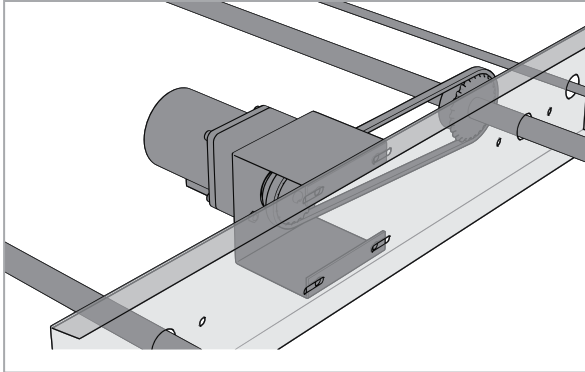
The elegantly simple carriage system that drive the TouchDrive™ system is a combination of carefully designed mechanics, electrics and laser sensors run by 24V power.

---

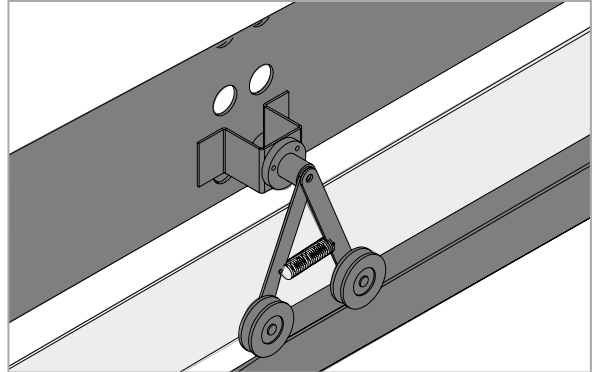


# TouchDrive™ Key Components

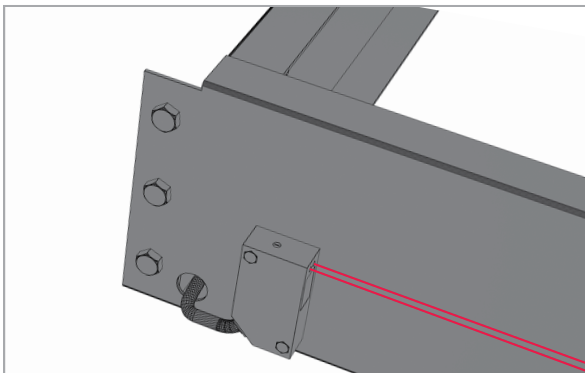
Below are the key quality key components that make the TouchDrive™ system unique. They work together to support a system that is safe, robust and highly efficient.



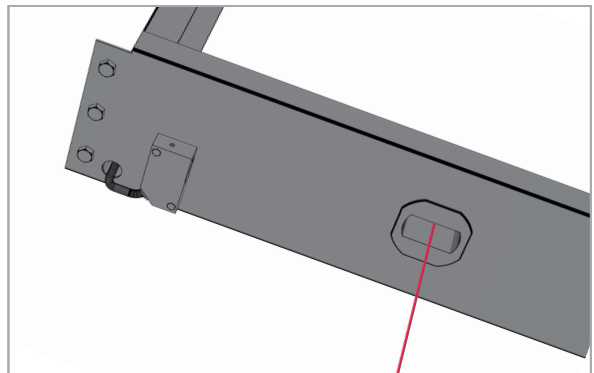
The 40W DC motor c/w 100:1 reduction gearbox provides plenty of torque to move up to 15T. This allows each unit to hold an incredible amount of weight, and have it shifted effortlessly on a low voltage system.



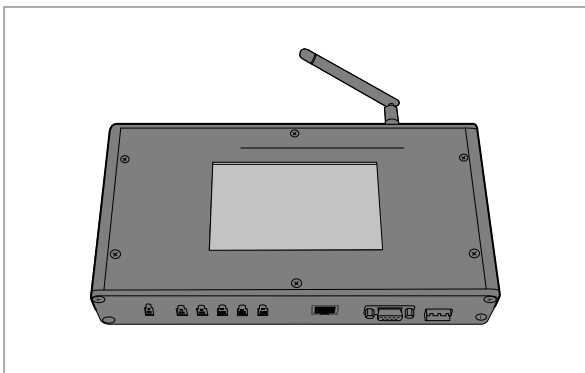
The 24V DC Power Connector is the brains of the mobile base, hidden from sight but easily accessible for quick maintenance.



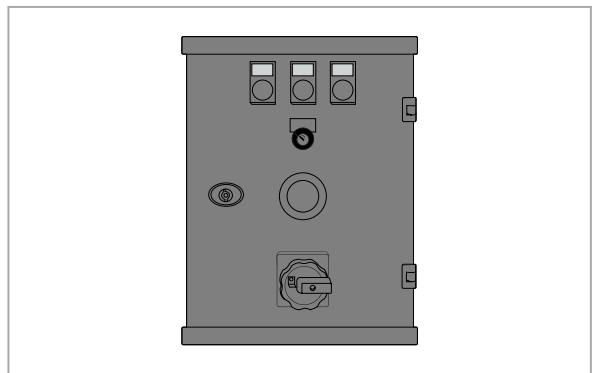
The Photo Sensor is installed to the front edges of the mobile units. Produces a highly sensitive infrared beam to monitor obstructions.



The Distance Sensor is installed to the front of the mobile unit. It stops movement of the carriages if an object or person enters the aisle.



The Base Controller Runs on secure WiFi to control Touchpads. Reduces need for messy wires and allows for simple, seamless interaction with unit.



The Power Unit Connects to 240V power and converts output power to 24V DC. Can also be turned on using remote control.

# Productivity & Efficiency

There are a number of key features that make TouchDrive™ a time-saver as well as a cost-saver. The unit has been designed to help your staff and clients access what they need, whenever they need it quickly and safely as well as boost current levels of productivity.

---

## Priority Aisle

Users can increase their efficiency by configuring a specific priority aisle. The most frequently used aisle will then be preset to reopen automatically for the next users after a predetermined time. This ensures quick access to your common stored materials.

## Auto Closing

Program your system to automatically close all aisles and lock once a user exits an aisle, or after a preconfigured period of inactivity. Configure your system to close all aisles and lock at a specific time.

## Ventilate Aisles


You can program your system to equally space all aisles. Ventilate your precious stored materials on night mode or whenever you want at predetermined times.

## Double-Sided Access

Each TouchDrive™ unit has one touch pad attached to the front panel. An optional second touch pad is available for longer carriages and access from both sides of the mobile shelving unit for convenience.

## Accessibility

TouchDrive™ Aislesaver can be designed to comply with ACROD requirements such as LED-friendly backlit indicators, audio feedback, aisle width, control height, and ramping for physically challenged people.



# TouchDrive™ Reliability

The TouchDrive™ is a unit that is made to offer decades of use and is backed by quality design, professional backup service and professional product warranties. Investing in superior quality design like the APC TouchDrive™ makes good business sense and will represent significant savings for your company.

APC Group is a market leader in high quality motorised mobile shelving design. We constantly strive to provide the highest quality and most durable components and our systems are regularly tested with the R&D testing and latest product research.

## Warranty

Mobile Shelving Units: 10 Year Warranty

Mobile base and shelving components (excluding mechanical components and electric motors) will remain fit for purpose for a period of ten years and that any fair wear and tear over that period does not affect in any way the functionality of the units and shelving.



Mechanical Drive Components and Electric Motor: 5 Year Warranty

Carriage mechanical drive components and electric drive motors, associated fittings and wiring will remain fit for purpose for a period of five (5) years.

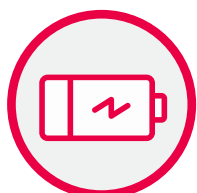




# Environmental Sustainability

More energy efficient than any other automated motorised mobile system on the Australian market, TouchDrive™ is a key asset to any organisation looking to save money and the environment. Whether you are looking to achieve green star ratings for your building, save thousands in energy bills or reduce your company's carbon footprint the TouchDrive™ has been developed to comply and exceed environmental initiatives.

---



## Reduce Power Usage

Running at a low 24V DC, TouchDrive™ brings the costs of running a large mobile storage system down. This can save thousands, if not tens of thousands for large organisations over the unit's lifetime.



## Reduce Operating Costs

With its self-monitoring and diagnostic capabilities, the APC TouchDrive™ can significantly reduce ongoing maintenance costs as well as prevent major faults and parts replacement.



## Conserve Office Space

The high density storage capabilities of TouchDrive™ Aislesaver will greatly improve the potential of your organisation to store more using less space.



## Increase Work Efficiency

The option to monitor aisle usage means APC's TouchDrive™ can help you improve resource allocation, easily determining where stocked items are needed most.

---

## ISO Certification

APC have achieved ISO Certification for the following systems:

ISO 9001:2008 – Quality Management System

ISO 14001:2004 – Environmental Management System

AS-NZS 4801:2001 & OHSAS 18001:2007 – OHS Management System



We are committed to engaging with our employees and customers alike to continuously improve our certified management systems throughout our business.

## Customisation

The TouchDrive™ is a unit can be fully customised to provide your company with a purpose built machine that works seamlessly with your current business systems and fits in with your decor or corporate branding.

Purchasing an automated mobile shelving system is a serious investment and we provide everything to ensure you receive a system that is as unique as your business and workplace environment.

LCD panels can be custom designed for the look of the touchpad frame as well as the graphics to reflect your company name, logo and imagery. We also offer a number of panel patterns, colours and textures so you can create a mobile motorised unit that creates an impact with users, creates a new corporate space or supports the look and feel of your brand.

The contemporary design features of the TouchDrive™ Aislesaver system permits several customisations of decorative panels to the system's façade. Available in extensive range of appealing colours and custom colours, the cover panels are also offered in Textured Steel Panels, Perforated Steel Panels, Laminated Panels and Acoustic panels as options to achieve distinctive and sophisticated finish to blend with interior décor while enhancing visual aesthetics to compliment any modern workspace environment.

